



# DRAGON *alpha III*



Welcome to the next evolution of our flagship fixture **DRAGON *alpha III***. Our latest generation of *alpha III* fixture not only offers the same quality and control you've come to expect and love from Scynce LED, but we've stepped up our game to further enhance your experience.

The first feature to note is the passively cooled heatsink, which offers a reduction in power consumption in your facility. Next is a optimized optical footprint, offering a more even light distribution to your canopy. We've also redesigned our power daisy-chain system, you can now plug the next light into the previous light making it very simple to optimize your facility power layout, and reduce the cost of your electrical system installation.

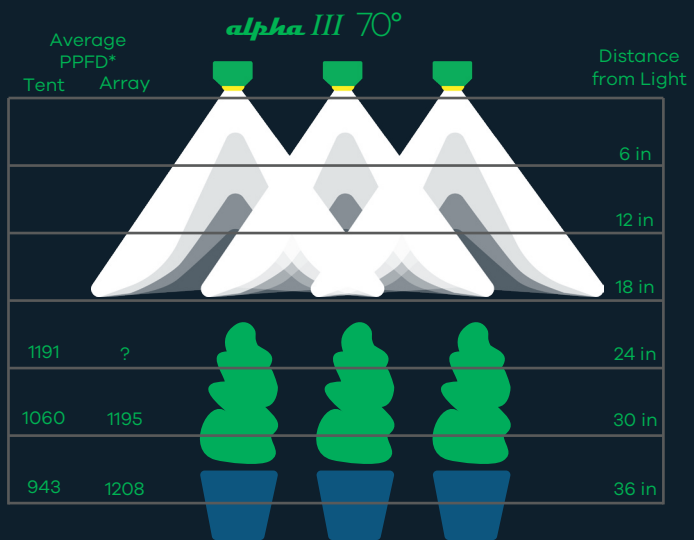
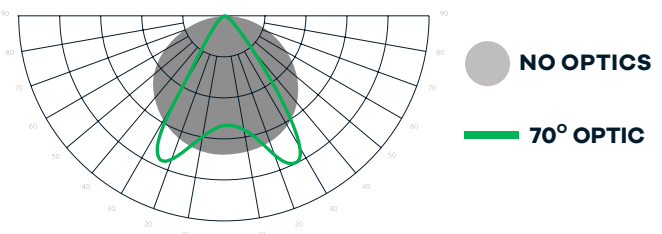
We've not only thought about light features and setup, we've also added features to make the *alpha III* more serviceable and easier to trouble shoot. By moving the power supply and controller offboard and making the system easily hot-swappable, your facility will have less down time when the unforeseeable happens.



## LIGHT DELIVERY

Our patented optics allow plants to see equal light intensity and evenly distributed light from all angles. Meaning that the canopy is fully emersed in light from above and from the sides, pushing light deeper into the canopy. This even distribution of light prevents hot/burned spots, and portions of the canopy from growing at inconsistent rates. The result in a larger growing surface with even more plant density below the canopy surface.

## LIGHT DISTRIBUTION CURVE



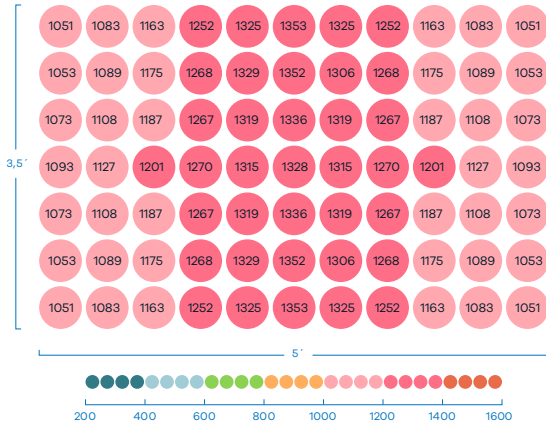
## SOLUTIONS TO FIT YOUR GROWING NEEDS

- TENT
- GREEN HOUSE
- SINGLE LEVEL

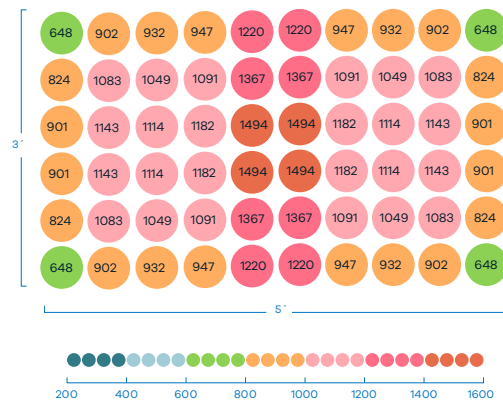
The *alpha III* is the choice of craftsmen who need an all-in-one solution for high-output, small footprint, indoor warehouses, highbays or greenhouses.

## PAR MAP OF DRAGON *alpha III* 70° OPTIC

5' x 3.5' canopy = 1195 average PPFD\*  
(array 30" height over canopy)



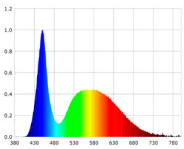
5' x 3' canopy = 1060 average PPFD\*  
(tent, single light 30" height over canopy)



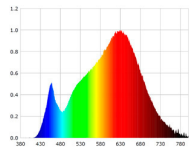
## FULL POWER SPECTRUM TUNING

The *alpha III* fixture delivers full control over the spectrum without any loss of power. With  $\pm 1,000$  PPFD of any spectrum between 2700k and 6500k (warm to cool), you control what type of white light gets delivered to your plants. The red/far-red channel provides over 600 PPFD of energy that can be evenly split between 660nm or 730nm or completely turned off. The *alpha III* fixture produces 1,200 PPFD of on-the-fly customizable plant growing photonic power.

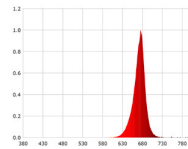
WHITE 6500K



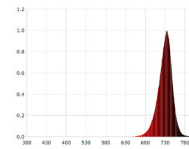
WHITE 2700K



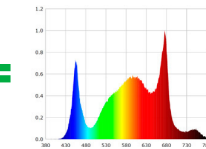
RED 660NM



RED 720NM



FULL SPECTRUM



## DRAGON *alpha III* SPECS

**POWER:** 650w      **WARRANTY:** 5 years,  
For details visit us @ (<https://scynceled.com/product-warranty/>)

**INPUT VOLTAGE:** 120 - 240V or 277 - 480V

**AMPS:** 120V-5.4 / 240V-2.7 / 277V-2.3 / 480V-1.4

**POWER FACTOR:** >95      **CABLE MGMT:** Yes

**DIMENSIONS:** 43.5" x 7" x 4"      **WEIGHT:** 18 lbs.

**WATERPROOF SEALING:** IP66 Rating (entire light fixture)

**THERMAL MANAGEMENT:** Passive - with active monitoring

**MAX AMBIENT TEMP:** 30° C

**CERTIFICATIONS / TESTING:** UL, CSA, CE, FCC, RoHS, DLC  
UL1598, UL8750, UL8800, CSA C22.2 NO. 250.0-08, CSA C22.2 NO. 250.13

**P/N:** DRAGON ALPHA III

**TUNABILITY:** 4 color channels with full power spectrum tuning

**SPECTRUM:** white (2700k and 6500k) and red (660 and 720nm)

**SECONDARY OPTICS:** Linear 70° (height over canopy is 24" to 72" )

**CONTROL:** Wired & wireless control of spectrum, intensity, and scheduling

**EFFICACY:** 2.4 umol/j

**CHANNEL POWER:** White = 650 watts      Red = 160 watts

**PPFD (@ 30in array):** up to 1,195 μmol/m<sup>2</sup>/s over a 5'x3.5' (37 watts/sf)

**PPFD (high DLI):** up to 1,492 μmol/m<sup>2</sup>/s over a 4.5'x2.75' (52 watts/sf)

For higher PPFD (1200-2000) requirements contact the Scynce design team ([sales@scynce.ag](mailto:sales@scynce.ag))

**MAX COVERAGE AREA:** Flower = 5'x3.5' Veg/Mother = 6'x5'

For supplemental Veg and Mother room design, contact the Scynce design team ([sales@scynce.ag](mailto:sales@scynce.ag))

\* PPFD values are measured using an Apogee sensor with lights arrayed at 4' x 4.5'. Note that PPFD values can change due to several conditions. Please contact Scynce for best results ([sales@scynce.ag](mailto:sales@scynce.ag))



SCYNCELED